






2025 CYOD Device Options - Comparison Guide

			
Model	Acer Travelmate P414	Acer Travelmate P414	Acer Travelmate P414
Suitability	Year 7-9	All year levels	Year 10-12
Overall performance	Entry level device	High level laptop	Premium level device
Processor (CPU)	Intel® Core™ i3-1220P	Intel® Core™ i5-1335U	Intel® Core™ i7-1355U
Hard Disk Drive	256GB SSD	256GB SSD	512GB SSD
RAM	8GB DDR4	16GB of DDR4 (2 x 8GB)	16GB of DDR4
Screen Size/Type	14.0" Multi-Touch with PEN IPS WUXGA 1920 x 1200	14.0" Multi-Touch with PEN IPS WUXGA 1920 x 1200	14.0" Multi-Touch with PEN IPS WUXGA 1920 x 1200
Ports	2xType-C USB4 2xUSB3.2 1x RJ-45, audio jack 1xHDMI 2.0	2xType-C USB4 2xUSB3.2 1x RJ-45, audio jack 1xHDMI 2.0	2xType-C USB4 2xUSB3.2 1x RJ-45, audio jack 1xHDMI 2.0
Battery Life	Up to 9.5 hours	Up to 9.5 hours	Up to 9.5 hours
Keyboard	Full Size Backlit Keyboard	Full Size Backlit Keyboard	Full Size Backlit Keyboard
Audio	Two built in stereo speakers, built-in digital microphone	Two built in stereo speakers, built-in digital microphone	Two built in stereo speakers, built-in digital microphone
Card Reader	MicroSD Card reader	MicroSD Card Reader	MicroSD Card Reader
Camera	FHD IR Camera with Camera Door	FHD IR Camera with Camera Door	FHD IR Camera with Camera Door
Outer Casing	Plastic Polycarbonate, Aluminium, Military grade durability	Plastic Polycarbonate, Aluminium, Military grade durability	Plastic Polycarbonate, Aluminium, Military grade durability
Weight	1.58 kg	1.58 kg	1.58 kg
Accidental Damage Protection	3 years (one claim per calendar year)	3 years (one claim per calendar year)	3 years (one claim per calendar year)
Protective Case	Included	Included	Included
Run Adobe Creative Cloud	No	Yes	Yes
Amount (inc GST)	\$1120	\$1300	\$1640
<p>Pricing is correct as at February 2025. <i>Pricing subject to change with the fluctuation of the Australian Dollar and vendor pricing</i> <i>* Make and models may alter depending upon vendor supply</i></p>			

Parental Tips to Support Your Child with Devices

HOW CAN YOU HELP AT HOME?

- Be familiar with the details in the eLearning Information Booklet (especially the FAQ section)
- Establish the guidelines for use from the beginning. Where and when the laptop can be used and what programs and internet sites can be accessed. The device is primarily an education tool although some personalisation is permitted. The way device is used in the home is a parental choice.
- Have conversations on – the student’s responsibilities, online safety and details in the information booklet.
- Select where the laptop is used at home – insist on a safe ergonomic area and preferably supervised.
- Have a safe charging point. Acer deems tripping on charging cord or falling on a laptop on the floor as negligence.
- Investigate the Cybersafety help available on the student’s laptop. Alternatively visit <https://esafety.gov.au/education-resources/iparent> for up to date information on how to support your child
- Read the fortnightly newsletter as advice supporting the eLearning program is provided
- Contact the school if you have any enquiries

WHAT CAN THE STUDENT DO?

- Use the device according to the school’s computer and internet use guidelines.
- Have a sturdy backpack large enough to carry lunch box, water bottle, folders, pencil case, and device in its protective case
- Always know where the school bag/device is. Use the lockers for practical subjects and lunch times.
- Copy the data (student files) from the hard drive to another source weekly
- Clean the device regularly
- Have a plastic shopping bag inside the backpack to wrap the device in if it is raining
- When travelling in a car - do not put objects on top, travelling in a bus – keep bag close under the seat
- Always use the protective case. Extra materials should not be carried in the case as they can put pressure on the screen which is then likely to crack or be damaged
- Report faults or damage immediately to the Resource Centre. If technical help/advice is needed, visit the Resource Centre
- Have the hard drive free of movies and games as this allows space for school work and does not breach Copyright
- Photos and/or images on the hard drive are suitable for students under 18.
- Only install or download software that has been legally obtained with a valid software licence