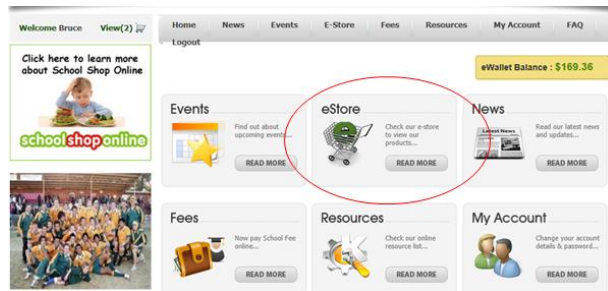




Uniforms – Parents Illustrated Guide to Ordering

This guide describes the process for ordering uniforms. The process is similar for all Schoolshop Online eStore purchases.

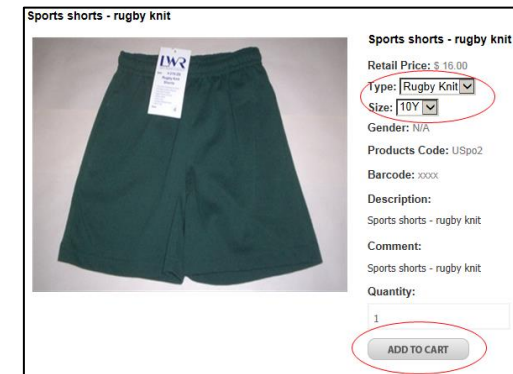
1. Select the eStore icon from the Home Page.



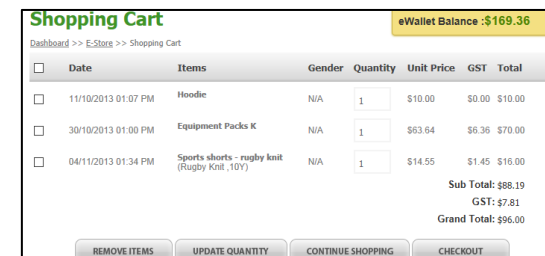
2. Then select **Uniforms** from the eStore page



3. Proceed to the type of uniform then choose the item to add to the purchase
4. Choose the **size** or other attribute and the **quantity** and Select **Add to Cart**



5. You will be presented with your order
6. Select **Checkout**



7. Add the **student's name** and any desired comments and select **payment method**
8. Select **Continue** and you will be taken to the payment section of your choice