






## 2024 CYOD Device Options - Comparison Guide

			
<b>Model</b>	<b>Acer Travelmate Spin B311</b>	<b>Acer Travelmate P414</b>	<b>Acer Travelmate P414</b>
<b>Suitability</b>	<b>Year 7-9</b>	<b>All year levels</b>	<b>Year 10-12</b>
<b>Overall performance</b>	<b>Entry level device</b>	<b>High level laptop</b>	<b>Premium level device</b>
<b>Processor (CPU)</b>	Intel Pentium Silver N6000	Intel Core i5	Intel Core i7
<b>Hard Disk Drive</b>	256GB SSD	256GB SSD	512GB SSD
<b>RAM</b>	8GB DDR4 (onboard)	8GB RAM DDR4	16GB DDR4
<b>Screen Size/Type</b>	11.6" FHD 1920x1080 resolution, IPS touch display and Acer Active Stylus	14.0" Multi-Touch with PEN IPS WUXGA	14.0" IPS, Multi Touch Full HD 1920x1080, high-brightness Acer ComfyView™ LED-backlit TFT LCD 16:10 aspect ratio
<b>Ports</b>	1x Type-C USB 3.2 Gen1, 2x USB 3.2 Gen1, 1x RJ-45, 1x Headphone/speaker jack	2x Type-C USB4 (Thunderbolt4), 2x USB3.2 Gen 1, 1x RJ-45 audio jack, 1xHDMI 2.0	2x Type-C USB4 (Thunderbolt4), 2x USB3.2 Gen 1, 1x RJ-45 audio jack, 1xHDMI 2.0
<b>Battery Life</b>	Up to 14 hours	Up to 9.5 hours	Up to 9.5 hours
<b>Card Reader</b>	MicroSD Card reader	MicroSD Card Reader	MicroSD Card Reader
<b>Camera</b>	HD webcam with: 1280 x 720 resolution, 720p HD audio/ video recording, Super high dynamic range imaging (SHDR), Camera shutter cover	FHD IR Camera with Camera Door	FHD IR Camera with Camera Door
<b>Outer Casing</b>	Plastic with rubber bumpers	Plastic Polycarbonate, Aluminium, Military grade durability	Plastic Polycarbonate, Aluminium, Military grade durability
<b>Weight</b>	1.5 kg	1.58 kg	1.58 kg
<b>Accidental Damage Protection</b>	3 years (one claim per calendar year - \$25 service fee)	3 years (one claim per calendar year - \$25 service fee)	3 years (one claim per calendar year - \$25 service fee)
<b>Protective Case</b>	Included	Included	Included
<b>Run Adobe Creative Cloud</b>	No	Yes	Yes
<b>Amount (inc GST)</b>	<b>\$1120</b>	<b>\$1490</b>	<b>\$1865</b>
<p><b>Pricing is correct as at Jan 2024.</b></p> <p><i>Pricing subject to change with the fluctuation of the Australian Dollar and vendor pricing</i></p> <p><i>* Make and models may alter depending upon vendor supply</i></p>			

# Parental Tips to Support Your Child with Devices

## HOW CAN YOU HELP AT HOME?

- Be familiar with the details in the eLearning Information Booklet (especially the FAQ section)
- Establish the guidelines for use from the beginning. Where and when the laptop can be used and what programs and internet sites can be accessed. The device is primarily an education tool although some personalisation is permitted. The way device is used in the home is a parental choice.
- Have conversations on – the student’s responsibilities, online safety and details in the information booklet.
- Select where the laptop is used at home – insist on a safe ergonomic area and preferably supervised.
- Have a safe charging point. Acer deems tripping on charging cord or falling on a laptop on the floor as negligence.
- Investigate the Cybersafety help available on the student’s laptop. Alternatively visit <https://esafety.gov.au/education-resources/iparent> for up to date information on how to support your child
- Read the fortnightly newsletter as advice supporting the eLearning program is provided
- Contact the school if you have any enquiries

## WHAT CAN THE STUDENT DO?

- Use the device according to the school’s computer and internet use guidelines.
- Have a sturdy backpack large enough to carry lunch box, water bottle, folders, pencil case, and device in its protective case
- Always know where the school bag/device is. Use the lockers for practical subjects and lunch times.
- Copy the data (student files) from the hard drive to another source weekly
- Clean the device regularly
- Have a plastic shopping bag inside the backpack to wrap the device in if it is raining
- When travelling in a car - do not put objects on top, travelling in a bus – keep bag close under the seat
- Always use the protective case. Extra materials should not be carried in the case as they can put pressure on the screen which is then likely to crack or be damaged
- Report faults or damage immediately to the Resource Centre. If technical help/advice is needed, visit the Resource Centre
- Have the hard drive free of movies and games as this allows space for school work and does not breach Copyright
- Photos and/or images on the hard drive are suitable for students under 18.
- Only install or download software that has been legally obtained with a valid software licence